

# R25B



## Premium Subwoofer

Enthusiasm for music reproduction lies at the heart of everything we do. Over the years, we have built an outstanding team of gifted and passionate engineers who have poured their hearts and souls into products that deliver a quality of reproduction that has won countless awards around the world. Building upon the success of the outstanding Radia Series hi-fi and home cinema electronics, we proudly introduce a complete range of Radia Series loudspeakers as the perfect companions to complete your audio or AV system.

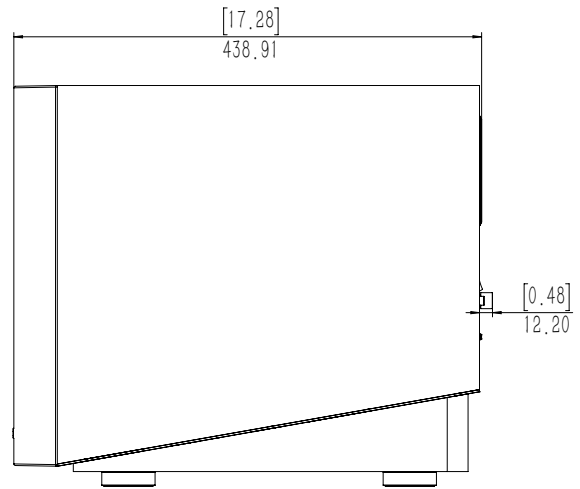
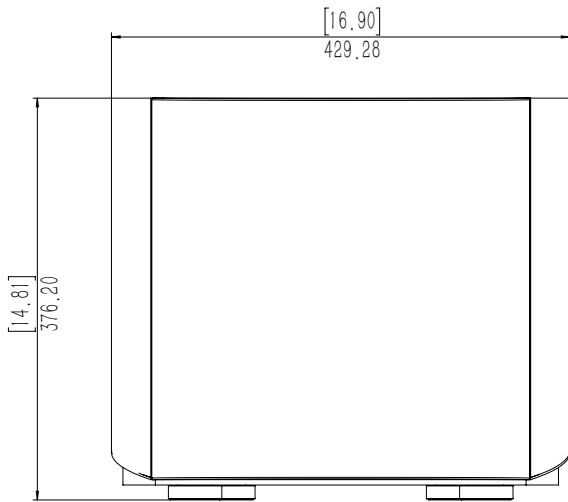
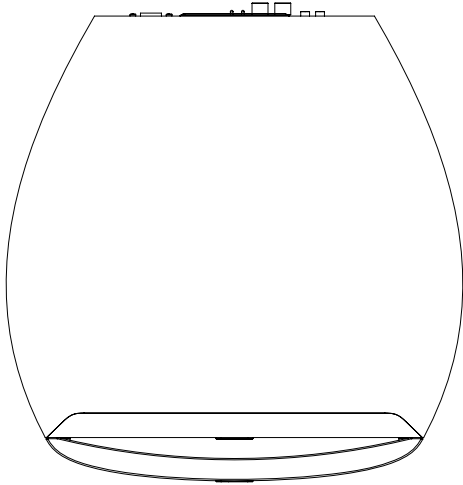
The ARCAM R25B powered subwoofer is the perfect companion to the Radia floorstanding and bookshelf loudspeakers. It features a 10-inch (250mm) woofer mated with a 750 Watt digital amplifier and includes a host of connectivity and tuning options to integrate seamlessly into any system. These components work in harmony with a bass-reflex tuned port enclosure to achieve unmatched audio accuracy and powerful deep bass response that makes your music and movies come alive.

The R25B embodies luxury craftsmanship featuring a magnetically attached grille for a clean, seamless look with no visible fasteners. Hidden hardware and integrated trim rings add a refined touch, while a subtle yellow accent complements the rigid, cross-braced cabinet. Solid aluminium feet with optional spikes and protectors ensure optimal positioning and isolation. The elegant cabinet is finished in premium Black Walnut wood veneer. Every detail is designed to please the eye as much as the ear.

The ARCAM R25B is brilliantly engineered to place you in the centre of your audio visual experience.

### Features

- Perfect match for ARCAM AVA35
- Low Frequency Driver: 10-inch (250mm) Coated Fibre-composite Cone Woofer
- RMS Power: 750W
- Peak Power: 1500W
- Enclosure Tuning: Bass-Reflex via Rear-Mounted Port
- Cast Aluminium FEA Optimised Woofer Frame
- Rear Mounted Controls
- Premium Wood Veneer Finish



Dimension Specifications	
Dimensions	14.8 in x 16.9 in x 17.2 in (376.2 mm x 429.28 mm x 436.37 mm)
Product Weight	61.3 lbs. (27.8 kg)
Shipping Weight	77.6 lbs. (35.2 kg)
Shipping Units of Measure	Each
Electrical and Acoustic Specs	
Controls	Auto Power, Crossover, Level, Phase
Inputs	RCA LFE/Line Level, 3.5mm 12V Trigger
RMS Power / Peak Power	750W / 1500W (Class D)
Frequency Response +/-6 dB	26Hz - 150Hz
Crossover Frequency	50Hz - 150Hz